



Flora Series®



Biopole
32500 FLEURANCE - FRANCE
Tel. : +33 (0)5 62 06 08 30



GHE
eurohydro.com

POUR L'HYDROPONIE ET LA TERRE 
FOR HYDROPONICS AND SOIL 
FÜR HYDROPONIK UND ERDE 
PARA HIDROPONIA Y TIERRA 
PER IDROPONIA E TERRA 

Flora Series™ is a 3 components nutrient system (FloraGro, FloraBloom and FloraMicro), that allows you to simply match the needs of your plants through its different stages by changing the ratios between the liquids, as well as their concentration.

FloraMicro provides the plant with all the necessary micro-elements, in a chelated form. It includes also sub micro-elements, and organic buffers that help stabilize the solution's pH. FloraMicro complements FloraGro and FloraBloom in secondary and major nutrients.

FloraGro promotes a lush structural and foliar growth. It gives the young plant the strength it needs for a perfect flowering.

FloraBloom : During growth it increases root formation and health. During flowering and fruiting it enables the plant to give the most of its genetic potential, increasing yields to an unbelievable extent.

Between those three products exists a synergy that does the magic of the system.

As a general rule:

- **Suggested EC** : Cutting : 0.4 - 0.6 - Seedlings : 1.2 - 1.8 - Growth, flowering & fruiting : 1.8 - 2.2
- Adjust your water to a **pH** of 5.5 to 6.5. Verify your pH level regularly. To stabilize your pH, use our liquid pH Down, as it contains organic buffers.
- Flora Series is formulated for hard and soft waters. In a water containing 70 mg/L of calcium (Ca) or less, use FloraMicro soft water.
- **Shake well before using** : Flora Series is very concentrated. Very little is needed for your crop. To avoid precipitation while mixing your solution, pour each component separately in the water and rinse your measure between each serving.

For seeds (all substrates):








- As soon as the first roots appear, apply the dosage for «cuttings», in the application chart.
- As soon as growth resumes, apply the dosage for «vegetative».

For pure growth, and for mother plants:


- Apply the same dosage as for the first week of flowering.

AS YOU GAIN EXPERIENCE, FLORA SERIES ALLOWS YOU TO CREATE YOUR PERSONAL FORMULAS.

- **RIPEN** : 10 last days for faster flowering (0,5 and 1 L bottle caps = 10 ml)
- **BIO ROOTS** : Root activator
- **BIO PROTECT** : Immune system activator - (In foliar spray once a week)
- **BIO BLOOM** : Flowering activator
- **DIAMOND NECTAR** : Strengthens the root system - Improves the plant's general health
- **MINERAL MAGIC** : 1 coffee spoon, sprinkled at the foot of the stem (every week) - Increases the resistance to insects and disease. Stabilizes the pH














Semaine - Week - Woche Semana - Settimana	1	2	3	4	5	6	7	8	9	10	...
	18 H 			12 H 							
ml / 10 L											
FloraGro	2,5	2,5	7	15	15	5	5	5	5		
FloraMicro	2,5	2,5	7	10	10	10	10	10	10		
FloraBloom	2,5	2,5	7	5	5	15	15	15	15		
Ripen										60	
Bio Roots	2										
Bio Protect	5 ml/L		5 ml/L			5 ml/L					
Bio Bloom	20				2						
Diamond Nectar	20										
Mineral Magic	4 g										


* = Changer l'eau - Change water - Wasserwechsel - Cambiar el agua - Cambiare l'acqua

 = 10 ml

Flora Series

TERRA

Semaine - Week - Woche Semana - Settimana		1	2	3	4	5	6	7	8	9	10	...	
		18 H 			12 H 								
ml / 10 L													
SIMPLE	Voir texte - See text Siehe Text Ver el texto Vedere il testo	2,5	2,5	5	9	9	3	3	3	3			
	FloraGro	2,5	2,5	5	9	9	3	3	3	3			
	FloraMicro	2,5	2,5	5	6	6	6	6	6	6			
FloraBloom	2,5	2,5	5	3	3	9	9	9	9	9			
Ripen											60		
EXPERT	Bio Roots		2										
	Bio Protect			5 ml/L		5 ml/L		5 ml/L					
	Bio Bloom						2						
	Diamond Nectar		20										
	Mineral Magic			4 g									

 = 10 ml